

Week(s)	Unit / Lesson	Learning outcome(s)	Activities by			References	
			Teacher	Student		Physical	Digital
				Individual	Group		
1 - 4	Readiness Programme						
5 & 6	Our Earth in the Solar System	The students will be able to ... <ul style="list-style-type: none"> • understand the celestial bodies, different components of the solar system. • differentiate among stars, planets and satellites. • recognize that the Earth is a unique celestial body. 	Introduction 1. Constellations, Solar System, The Sun 2. Planets 3. The Earth-Lithosphere, Hydrosphere, Atmosphere, Biosphere 4. Satellites, The Moon, Man-made Satellites 5. Asteroids, Meteoroids, Comets, Galaxy, Universe	Do the activities in the text book page no. 3 & 6	Prepare a model of Solar System as a Group activity. Participate in the activity in text book page no. 14	Solar system working model Globe	https://youtu.be/lhjohnb078qw https://youtu.be/NYHndylHIWs https://diksha.gov.in/play/content/do_3131171364596695041682 https://spaceplace.nasa.gov/menu/solar-system/ Diksha videos You tube videos Google search
7 & 8	Globe – Model of the Earth	The students will be able to ... <ul style="list-style-type: none"> • understand the Globe as a true model of the Earth. • differentiate between latitudes and longitudes. 	1. Introduction 2. Axis of the Earth, Northern	Do the activities in the text book page no. 17, 18, 23, 25 & 26	Prepare a model of Globe as a Group activity.	Globe World map	https://diksha.gov.in/play/content/do_3129924358365839361257

Week(s)	Unit / Lesson	Learning outcome(s)	Activities by			References	
			Teacher	Student		Physical	Digital
				Individual	Group		
		• explain the reason for occurrence of day and night.	and Southern Hemispheres 3. Latitudes, Longitudes 4. Movements of the Earth 5. Equinox 6. Eclipses – Solar Eclipse, Lunar Eclipse		Participate in the project work in text book page no. 27		https://diksha.gov.in/play/content/do_3129922910503649281264 Diksha videos You tube videos Google search
9-10	Maps	The students will be able to ... <ul style="list-style-type: none"> • differentiate between map and sketch. • understand components of a map. • locate continents, oceans in the world map. 	1. Introduction 2. Sketch, Map 3. Components of the map- Directions, Scale, Symbols, Colours or patterns 4. Types of Maps- Political	Do the activities in the text book page no. 30, 31, 32 & 35	Prepare physical map as a Group activity. Prepare an Atlas with various maps.	World map India political map India physical map	https://diksha.gov.in/play/content/do_31299083180501401617 https://diksha.gov.in/play/content/do_31299083381402009617 Diksha videos You tube videos Google search

Week(s)	Unit / Lesson	Learning outcome(s)	Activities by			References	
			Teacher	Student		Physical	Digital
				Individual	Group		
			map, Physical map, Thematic map 5. Maps based on scale • Uses of maps, GPS, web-based maps				
11-12	Land-forms- Andhra Pradesh	The students will be able to ... • understand the meaning of landforms. • differentiate various landforms. • locate various landforms, districts in Andhra Pradesh.	1. Introduction of Landforms (Part-A) 2. Part A: Major Land-forms- Mountains, Plateaus, Plains 3. Part B: Major Landforms of Andhra Pradesh	Do the activities in the text book page no. 44 & 52	Prepare a model of plains, plateaus and mountains with clay as a Group activity. Participate in the project work in text book page no. 52	Globe Andhra Pradesh map India Map	Diksha videos You tube videos Google search

Week(s)	Unit / Lesson	Learning outcome(s)	Activities by			References	
			Teacher	Student		Physical	Digital
				Individual	Group		
			4. Mountains or Hills 5. Plateaus 6. Plains, Diversity in life styles				
12-14	Early life to Settled life	The students will be able to ... • know about nomadic life of early people, food gathering, use of fire. • discuss how better the stone tools were used by the early people. • appreciate the life style of ancient people.	1. Introduction 2. Early People, Nomadic life, Reasons for moving, Finding out about fire 3. How do we know about those people? – Belum caves, Rock Paintings 4. Transforming to farming and herd-	Do the activities in the text book page no. 54, 55, & 60	Prepare a model of Stone tools used by early people with clay as a Group activity. Participate in the project work in text book page no. 62	Pictures or models of rock tools of ancient people India political map India physical map	Diksha videos You tube videos Google search

Week(s)	Unit / Lesson	Learning outcome(s)	Activities by			References	
			Teacher	Student		Physical	Digital
				Individual	Group		
			Ing- Grow- ing plants, Rearing Animals 5. Towards a settled life, Stone tools used by the farmer- herders				
17-18	14. Early Civilisations	The students will be able to ... • understand the Harappa and Mohenjo-daro civilizations. • appreciate the life styles in early civilizations. • locate the place of early civilizations in India map.	1. Introduction 2. Indus valley Civilisation – City planning, Drainage system, Houses, Economic life, social life, Food and Crops, Entertainment, Art, Religion, Script,	Do the activities in the text book page no. 66, 67 & 72	Prepare a scrap book with the picture of early civilizations. Participate in the project work in text book page no. 73	India Map	Diksha videos You tube videos Google search

Week(s)	Unit / Lesson	Learning outcome(s)	Activities by			References	
			Teacher	Student		Physical	Digital
				Individual	Group		
			Weights and measures, Causes of the decline 3. Vedic Period - Advent of Aryans 4. Later Vedic Period				

Week(s)	Unit / Lesson	Learning outcome(s)	Activities by			References	
			Teacher	Student		Physical	Digital
				Individual	Group		
19-20	Emergence of Kingdoms and Republics	The students will be able to ... <ul style="list-style-type: none"> • know the factors responsible for the rise of Janapadas and Mahajanapadas. • understand the evolution of Indian polity from Janapadas to Kingdoms. 	1. Introduction 2. How do we know about the Mahajanapadas? - Mahajanapadas, Cities of Mahajanapadas 3. Kings, Army and Taxes 4. Gana, Kingdom, Magadha - A powerful kingdom, Vajji- A Gana, Emergence of new thoughts and religions	Do the activities in the text book page no. 75, 77 & 86	Participate in the project work in text book page no. 86	India Map	Diksha videos You tube videos Google search

Week(s)	Unit / Lesson	Learning outcome(s)	Activities by			References	
			Teacher	Student		Physical	Digital
				Individual	Group		
21 - 22	Kingdoms and Empires	The students will be able to ... <ul style="list-style-type: none"> • learn about the Mauryan dynasty and Ashokadharma. • know about important kings of Gupta dynasty and their important contributions. 	1. Introduction 2. Mauryan dynasty, Ashoka- Battle of Kalinga, Ashoka's Inscription on Kalinga war, what did Ashoka do for his people 3. Gupta's Empire	Do the activities in the text book page no. 89, 90, 92, 94 & 97		India Map - Mauryan dynasty, Ashoka Dynasty.	Diksha videos You tube videos Google search
23-25	Government	The students will be able to ... <ul style="list-style-type: none"> • understand the meaning and functions of the government. • appreciate the role of government in our lives. • understand the organs, types and levels of government. 	1. Introduction 2. What is Government? what does a government do? 3. Types of Governments- Monarchy,	Do the activities in the text book page no. 101, 102, 103 & 109	Participate in the project work in text book page no. 109 Collect images or newspaper cuttings various government activities in	India Map	Diksha videos You tube videos Google search






Week(s)	Unit / Lesson	Learning outcome(s)	Activities by			References	
			Teacher	Student		Physical	Digital
				Individual	Group		
			Democracy 4. Democratic Governments 5. Government at different levels		present days and prepare a scrap book		
26-27	Local Self-Government	The students will be able to ... • understand the functions of local self-governments. • appreciate the role of local government in our lives. • differentiate the rural and urban local self-governments.	1. Introduction Providing public amenities 7. Local Self-Governments in Rural Areas Panchayat 8. Mandal and Zilla Parishad 9. Local self-governments in urban areas	Do the activities in the text book page no. 112, 115, 117, 118 & 120	Participate in the project work in text book page no. 120 Participate Model Elections. Participate Mock Grama Sabha and Grama Panchayat.	Andhra Pradesh Map	Diksha videos You tube videos Google search

Week(s)	Unit / Lesson	Learning outcome(s)	Activities by			References	
			Teacher	Student		Physical	Digital
				Individual	Group		
28	Indian Culture, Languages and Religions	The students will be able to ... • know the concept of culture. • discuss the basic ideas and central values of the religions. • understand how did the language evolve. • appreciate the concept of unity in diversity	1. Introduction, The concept of Culture, Indian Culture, Language 2. Religion – Belief systems in the ancient days 3. Hinduism, Jainism, Buddhism 4. Christianity, Islam, Sikhism. 5. Unity in Diversity	Do the activities in the text book page no. 123, 126 & 134	Participate in the project work in text book page no. 134	India Map	Diksha videos You tube videos Google search
	Towards Equality (Optional)	The students will be able to ... • recognize various forms of discriminations. • understand the nature and sources of discrimination. • differentiate between equality and inequality in various forms.	1. Introduction, Diversity, Discrimination 2. Prejudice, Stereotype 3. Discrimi-	Do the activities in the text book page no. 141 & 144	Participate in the project work in text book page no. 146	Pictures of APJ. Abdul Kalam Mariyappan Tahangavelu Smt. Sindhutai	Diksha videos You tube videos Google search

Class: 6

Lesson-wise Plan - 2021-22

Subject: Social Studies (SEM-2)

Week(s)	Unit / Lesson	Learning outcome(s)	Activities by			References	
			Teacher	Student		Physical	Digital
				 Individual	 Group		
			nation is of different types 4. Inequality, Steps towards equality 5. Will discrimination and inequalities stop people from achieving their goal?				
29		Revision					
30-31		Summative Assessment - 2					

Week(s)	Unit / Lesson	Learning outcome(s)	Activities by			References	
			Teacher	Student		Physical	Digital
				Individual	Group		
1 to 4	Readiness Programme						
5-7	The Universe and The Earth	<p>The students will be able to ...</p> <ul style="list-style-type: none"> understand the origin of the Universe and the Solar system understand the components of the Environment. appreciate the role of minerals in human life. know about the important realms of the Earth. locate various water bodies on the world map. describe relations among the components of the environment. know the factors effecting air and water pollution. suggest preventive measures of disasters. 	<p>Introduction</p> <ol style="list-style-type: none"> The Universe- Origin of the Universe. The Solar system- Origin of the Solar System. Environment Natural, Human and Human made. Natural Environment- Lithosphere, Hydrosphere, Atmosphere and Bio-Sphere Pollution Disasters- Natural and Human caused 	<p>Do the activities given in the text book page nos. 5,7,8 and 11</p>	<p>Prepare a model of Interior of the Earth as a Group activity. With in the groups Participate in the activities which is given page no. 16 in text book</p>	<p>Posters showing different kinds of environment. Globe</p>	<p>https://spaceplace.nasa.gov/menu/solar-system/</p> <p>https://imd.gov.in/disasters/ watch the videos through DIKSHA and YouTube</p>

Week(s)	Unit / Lesson	Learning outcome(s)	Activities by			References	
			Teacher	Student		Physical	Digital
				Individual	Group		
8-9	Forests	<p>The students will be able to ...</p> <ul style="list-style-type: none"> know the different climatic Regions in the world and identify them in the world map. understand the concept of the forest, social forestry and differentiate various forests. analyse the issues related to deforestation and identify the reasons. appreciate the role of forests in human life. create a table with the information regarding various forests. locate important forests in the outline map of India & AP. 	<ol style="list-style-type: none"> Introduction Climatic Regions Concept and Types of Forests- Evergreen forests, Deciduous forests, Thorn forests, Mangrove forests, Montane forests. Uses of Forests Issues and reasons for deforestation Social forestry and conservation of forests. 	<p>Do the activities given in the text book page nos. 20, 21, 22, 23, 25, 27 and 29.</p>	<p>Plant and maintain school garden. Participate in the project work in text book page no. 32</p>	<p>Globe Thematic map of forests</p>	<p>https://en.wikipedia.org watch the videos through DIKSHA and YouTube</p>

Week(s)	Unit / Lesson	Learning outcome(s)	Activities by			References	
			Teacher	Student		Physical	Digital
				Individual	Group		
10-11	Learning through Maps	The students will be able to ... <ul style="list-style-type: none"> understand and use the index of a map like Title, Scale, Symbols, Colors, patterns in map reading, pointing and drawing. understand various types of maps like Political, Physical, Thematic and Historical and their uses. locate important countries in the world map, states in the India map. analyse various types of maps. prepare various types of maps. 	1. Introduction 2. Index of a Map- Title, scale, symbols, Colors, legend and pattern. 3. Types of Map- Political, Physical, Thematic and Historical	Do the activities given in the text book page nos. 35, 36, 38, 40, 42, 43, & 45	Prepare India physical Map with clay as a Group activity. Prepare an Atlas with various maps.	World map India political map India physical map	https://maps.google.com watch the videos through DIKSHA and YouTube
12-13	Kakatiya Kingdom	The students will be able to ... <ul style="list-style-type: none"> understand the history, culture and heritage of the regional kingdoms in Kakatiya period. learn the administrative policies, political, social and economic life of the people in the Kakatiya rule. appreciate the language, culture and heritage which was enriched in the medieval period. locate the historical places of the Kakatiya dynasty in the outline map of India. 	1. Introduction 2. Regional kingdoms during medieval period- Chalukyas of kalyani, Yadavas, Hoyasalas, Pandyas. 3. Important rulers of	Do the activities in the text book page nos. 72, 73.	Draw the map showing different Dynasties (in groups) Participate in the project work in text book page no. 75	Pictures or Architectures in Kakatiya period. AP and Telangana Political maps	https://www.britannica.com , topic , Kakatiya watch the videos through DIKSHA and YouTube Search in Google for more information

Week(s)	Unit / Lesson	Learning outcome(s)	Teacher	Activities by		References	
				Student		Physical	Digital
				Individual	Group		
			Kakatiya Dynasty- Prolaraju-II, Rudradeva, Mahadeva, Ganapati-deva, Rudrama-devi, Pratapa-rudra 4. Political, Social and Economic life during Kakatiya Period. 5. Arts and Architecture				
14	Vijaya nagara Empire	The students will be able to ... <ul style="list-style-type: none"> understand about the glory of Vijayanagara empire during the medieval period. know contemporary kingdoms of Vijayanagara period in South India i.e., Bahamans, Reddys etc. understand the social, political, 	1. Introduction 2. Rulers of Vijayanagar- Sangama Dynasty, 3. Saluva Dynasty,	Do the activities in the text book page nos. 78, 81, 83 and 86.	Draw the map showing different Dynasties (in groups.) Participate in the project work given in	India map which showing Delhi sultanate area Picture of Sri Krishna devaraya.	https://www.knowindia.gov.in , culture-and-heritage , vijayanagara empire watch the

Week(s)	Unit / Lesson	Learning outcome(s)	Activities by			References	
			Teacher	Student		Physical	Digital
				Individual	Group		
		and economic life in this period. • appreciate the heritage of the Vijayanagara empire. • mark the areas ruled by Vijayanagara, Bahaman, Reddy kingdoms in the map of India. • explain Vijayanagara's relations with contemporary kingdoms. • appreciate the role of Sri Krishnadevaraya and his victorious conquests in Vijayanagara empire.	4. Tuluva Dynasty, and Araveedu Dynasty. 5. Political, Social and Economic life of people during Vijayanagara Empire 6. Art and Architecture 7. Contemporary Kingdoms-Bahamanis and Reddy Kingdoms.		text book page no. 61		videos through DIKSHA and YouTube Search in Google for more information
17-19	Delhi Sultanate	The students will be able to ... • know about various dynasties of Delhi Sultans. • understand social, political, economic and administrative system under the Delhi Sultanate.	1. Introduction of History. 2. Rulers of Delhi Sultanate-	Do the activities given in the text book page nos. 50,53,56,&58	Prepare a scrap book with the picture of different Vijayanagara	Pictures or Architectures in Kakatiya period. AP & Telangana Political maps	https://ncert.nic.in/textbook/pdf/gess103 watch the videos through

Week(s)	Unit / Lesson	Learning outcome(s)	Activities by			References	
			Teacher	Student		Physical	Digital
				Individual	Group		
		• appreciate the art, culture, heritage and architectural styles of the Sultanate period. • locate the historical places of Delhi Sultanate period in the outline map of India.	3. Slave Dynasty, 4. Khilji Dynasty, Tuglakh Dynasty, Sayyid Dynasty, and 5. Lodi Dynasty. 6. Political, Social and Economic life during Delhi sultanate 7. Art and Architecture		kings and Art and architecture. Participate in the project work in text book page no. 88		DIKSHA and YouTube
20-23	Bhakti and Sufi	The students will be able to ... • understand the origin, nature and expansion of Bhakti movement • know the different types of Bhakti, appreciate the role of poet saints in Bhakti movement • understand the salient features and the effects of Bhakti movement	1. Introduction 2. Bhakti Movement- important saints- their teachings Sufi Movement-	Do the activities given in the text book page nos. 108, 109, 111, & 114	Celebrate different festivals in school premises. Complete the project work which is	Pictures of different saints	watch the videos through DIKSHA and YouTube Search in Google for more information

Week(s)	Unit / Lesson	Learning outcome(s)	Activities by			References	
			Teacher	Student		Physical	Digital
				Individual	Group		
		<ul style="list-style-type: none"> understand the origin and expansion of Sufi concepts. appreciate the role of Sufi saints and the impact of Sufi movement on society. apply knowledge of the principles of Bhakti movement in real life situations. 	important saints and their teachings.		given in page no 115 in your text book		
24-25	Indian Constitution- An Introduction	The students will be able to ... <ul style="list-style-type: none"> understand the background of the Indian constitution. explain the role of the Constituent Assembly and Drafting committee. appreciate the role of Dr. B.R. Ambedkar in making of the Indian Constitution. understand the constitutional values. know the role of Fundamental Rights and Duties in the development of the individual and the society. 	1. Introduction 2. Brief Background of the Indian constitution Types of Governments- Monarchy, Democracy 3. Preamble of the Constitution- Sovereign,	Do the activities given in the text book page nos. 120 & 125	Prepare a model preamble. Prepare a draft constitution of your school as your class project with the help of your teacher	Indian Constitution Model (If available in school Library) Celebrate constitutional day in your school	https://legislative.gov.in constitution-of-india watch the videos through DIKSHA and YouTube Search in Google for more information

Week(s)	Unit / Lesson	Learning outcome(s)	Activities by			References	
			Teacher	Student		Physical	Digital
				Individual	Group		
			Socialist, Secular, Democratic and Republic 4. Salient features of Indian Constitution- Fundamental Rights and Fundamental Duties 5. Values and responsible citizenship				
26-27	State Government	The students will be able to ... <ul style="list-style-type: none"> understand the formation of State Government. identify the names of Assembly Constituencies in AP Map. understand the law-making process. understand how the State Government is formed and how it works. 	1. Introduction. 2. How the State Government formed and how it Works? -	Do the activities given in the text book page nos. 135, 137, 139, 141 & 142	Conduct Mock polling for electing class representative Conduct Mock Assembly in your school	State Assembly Picture. Current MLAs, Ministers information chart.	https://www.india.gov.in watch the videos through DIKSHA and YouTube Search in Google for more information

Week(s)	Unit / Lesson	Learning outcome(s)	Activities by			References	
			Teacher	Student		Physical	Digital
				Individual	Group		
		<ul style="list-style-type: none"> differentiate between Local Government and State Government. explain about District Level Administration. understand the role of media in Government. 	Legislature, Executive, and Judiciary. 3. Process of electing and MLA 4. Governor, Chief Minister, Ministers and MLA,MLC 5. High court 6. Process of Law making. 7. District level administration				
	Markets around us (Optional)	The students will be able to ... <ul style="list-style-type: none"> know about various sources of income. understand and identify what a market is. compare and contrast various types of markets. 	1. Introduction, 2. Sources of Income 3. Different types of markets-	Do the activities in the text book page no. 158, 162, 163, & 165	Participate in the project work in text book page no. 168	Pictures of market Field trip to local market	Watch the videos through DIKSHA and YouTube Search in Google for more information

Week(s)	Unit / Lesson	Learning outcome(s)	Activities by			References	
			Teacher	Student		Physical	Digital
				Individual	Group		
		<ul style="list-style-type: none"> understand the relation between producers, traders and consumers. collect and compare the prices from various ecommerce sites. explain consumer rights. 	Physical and e-commerce 4. Chain of Markets 5. Consumer rights				
28	Road Safety Education	The students will be able to ... <ul style="list-style-type: none"> understand the concept of road safety. identify the need and significance of road safety education. draw various traffic signs. understand the meaning of traffic chaos, and road marking signs. appreciate the role of traffic police in regulating traffic. apply the knowledge of road safety education in daily life 	1. Introduction 2. Road safety Education-need and Significance. 3. Traffic Chaos 4. Traffic signs – Manual, Electronic 5. Road Making signs- Foot path, Road divider and Zebra Crossing	Do the activities given in the text book page nos. 148, 152, 153 & 154	Prepare model electronic signs. Complete the project which is given in the page no 155 in your text book.	Traffic Signs Model	Watch the videos through DIKSHA and YouTube Search in Google for more information

Week(s)	Unit / Lesson	Learning outcome(s)	Activities by			References	
			Teacher	Student		Physical	Digital
				Individual	Group		
	Mughal empire (Optional)	<p>The students will be able to ...</p> <ul style="list-style-type: none"> • know about various Mughal rulers. • understand political, social and economic changes in the Mughal period. • appreciate the Art, Heritage, Culture, Architectural Contributions of Mughals to the Indian History. • know about administrative system of the Mughals. • identify the historical places during Mughal empire in the outline map of India. • understand the life, adventures and achievements of Shivaji. 	1. Introduction 2. Rulers of Mughal Empire- Babar, Humayun, Akbar, Jahangir, Shahjahan and Aurangzeb. 3. Political, Social and Economic conditions during Mughal Empire 4. Art and Architecture. 5. Contemporary Kingdom- Maratha- Shivaji and his administration.	Do the activities in the text book page nos. 94,95,96, & 100	Prepare a scrap book with the picture of different Mughal kings and Art, and architecture. Participate in the project work in text book page no. 104	India Map which showing Mughal Empire Flow chart of Mughal Kings	Watch the videos through DIKSHA and YouTube Search in Google for more information
29	Revision						
30-31	Summative	Assessment-2					

Week(s)	Unit / Lesson	Learning outcome(s)	Activities by			References	
			Teacher	Student		Physical	Digital
				Individual	Group		
1-4							
5-6	1. Reading and analysis of Maps (1-17 Pages)	The students will be able to ... <ul style="list-style-type: none"> differentiate photograph and a map. know how the maps evolved down the ages. know the uses of maps. can read and make thematic maps. appreciate the explorers and map makers for their contribution in map making. 	1. Introduction 2. Maps down the ages, Projection in a Map 3. Colonisation, Explorations, Military use and Map making 4. Use of maps in our times, Reading thematic maps 5. Representation of relief features on maps	1. Make a population map 2. Read conventional symbols on maps	Atlas, Map reading	Text book Atlas Maps-Political and Physical and Outline	https://diksha.gov.in/play/collection/do_312531110711533568112401?contentType=TextBook https://diksha.gov.in/play/collection/do_312531110711533568112401?contentType=do_312531055536685056211303

Week(s)	Unit / Lesson	Learning outcome(s)	Activities by			References	
			Teacher	Student		Physical	Digital
				Individual	Group		
6-8	2. Energy from the Sun	The students will be able to ... <ul style="list-style-type: none"> differentiate Solar energy and Solar radiation. know the importance of Solar energy. understand the recording of temperatures, Highest and lowest temperatures. draw graphs of average temperatures. analyse the factors for having different temperatures at different places. 	1. Introduction 2. Solar Energy and Sun's rays 3. Sun's rays and Earth's surface 4. Land and water contrasts, Heating of the Atmosphere, Heat Balance 5. The temperature of Atmosphere, High and low temperatures 6. Different places have different temperatures, Places near and far		1. Recording temperatures	Text Book Globe World Map India Map Wall Graph	https://diksha.gov.in/play/collection/do_312531110711533568112401?contentType=do_3125310555613394944211309

Week(s)	Unit / Lesson	Learning outcome(s)	Activities by			References	
			Teacher	Student		Physical	Digital
			Individual	Group			
			from the sea have different temperatures, Moderate and extreme climates 7. Height and Temperature 8. Temperatures in places near and far from the Equator Temperature maps				
8-9	3. Earth Movements and Seasons (33-39 Pages)	The students will be able to ... • know the different seasons and the changes took place in the environment. • find causes for changing seasons. • know about the temperature belts on the earth.	1. Changing Seasons 2. Factors causing seasons- Curvature of the			Globe Torch Light	https://youtu.be/taHTA7S_JGk

Week(s)	Unit / Lesson	Learning outcome(s)	Activities by			References	
			Teacher	Student		Physical	Digital
			Individual	Group			
			Earth, Earth's Rotation on its Axis, Earth's tilt and revolution around the Sun 3. Temperature Belts on the Earth				
9-10	5. Forests: Using and Protecting them (49-62 Pages)	The students will be able to ... • understand what is a forest and the definition of forest. • get knowledge on different types of forests. • understand the importance of forests and their extent. • get knowledge about Forest Rights Act, 2006.	1. Introduction, What is a Forest 2. Location and types of forests 3. Status of Forests in A.P. 4. Tribal people & forests 5. The change in 1988-90 6. Forest Rights Act, 2006	Discussion on the importance of trees Field trip to a forest area (possible students) Conduct Vanamahotsavam			https://diksha.gov.in/play/collection/do_312531110711533568112401?contentId=do_312531055731220480110443

Week(s)	Unit / Lesson	Learning outcome(s)	Activities by			References	
			Teacher	Student		Physical	Digital
				Individual	Group		
10-11	7. Money and Banking (77-89 Pages)	The students will be able to ... <ul style="list-style-type: none"> • know about barter system. • understand how money had evolved as medium of exchange. • know the functioning of Banks. • get direct experience of different transactions in a Bank. 	1.Trading without money 2. Exchange with money 3. Evolution of forms of money 4. paper money and emergence of banking 5. Banking 6. Internet Banking 7. Loans	1. Visit a Bank 2. Collect information from Banks 3. Coins collection	Invite a Bank Manager or an employee to class and discuss.	Debit and Credit Cards Cheque Book Some coins	Watch diksha videos
11-12	9. Public Health and the Government (101-110 Pages)	The students will be able to ... <ul style="list-style-type: none"> • know the steps, the government is taking for the health of the people. • find differences between public healthcare and private healthcare services. • raise awareness on health insurance. • appreciate the role of government in providing basic public facilities. 	1. Introduction 2. Healthcare services 3. Discussion on Public and Private Health Services 4. Health Insurance, Healthcare and	Conduct a survey on government welfare schemes on health.	Discussion on Covid-19 preventive measures.		

Week(s)	Unit / Lesson	Learning outcome(s)	Activities by			References	
			Teacher	Student		Physical	Digital
				Individual	Group		
			Equality 5. Basic public facilities, The Government's Role 6. Status of nutrition in Andhra Pradesh				
13	11 A. National Movement - The Early Phase 1885-1919 (121-128 Pages)	The students will be able to ... <ul style="list-style-type: none"> • know about the Early Associations, which have established in India to fight for Freedom. • establishment of the Indian National Congress - Understand how the moderate phase movement took place. • recognize the differences between extremists and moderates. 	1. Early Associations 2. The Indian National Congress: The Moderate Phase 1885-1905 3. Extremist Phase 1905-1920 (Swadeshi Movement) 4. The Moderates & the Extremists The first World War: 1914-1919	Collect photos of national leaders, who participated in the early phase of freedom struggle and prepare album		Life stories of National leaders	https://diksha.gov.in/play/collection/do_312531110711533568112401?contentId=do_312531056191774720110462

Week(s)	Unit / Lesson	Learning outcome(s)	Activities by			References	
			Teacher	Student		Physical	Digital
				Individual	Group		
14	11 B. National Movement - The Last Phase 1919-1947 (129-139 Pages)	The students will be able to ... <ul style="list-style-type: none"> • appreciate the role of Mahatma Gandhi in freedom movement. • know about the different movements that had taken place at the time freedom movement. • appreciate the role of several freedom fighters who participated and sacrificed their lives. 	1. Arrival of Mahatma Gandhi 2. Rowlatt Act and Jalianwala Bagh Massacre 3. Khilafat agitation and the Non-Cooperation Movement 4. The Happenings of 1922-1929 5. Civil Disobedience Movement: Salt Satyagraha (1930-32) 6. Quit India Movement-1942 7. Towards Independence & Partition	Collect photos of national leaders, who participated in the freedom struggle and prepare album	1. Watching Gandhi movie on youtube. 2. Watching real videos of different events of freedom movement on youtube.	Life stories of National leaders	https://www.youtube.com/watch?v=cSA dSET eZBE

Week(s)	Unit / Lesson	Learning outcome(s)	Teacher	Activities by		References	
				Student		Physical	Digital
				Individual	Group		
17-18	12. Indian Election System (140-149 Pages)	The students will be able to ... <ul style="list-style-type: none"> • know about the Right to Vote. • understand the functions of Election Commission of India. • raise awareness on the process of conducting elections. • analyzes the challenges of conducting elections independently. 	1. Introduction, Election system in India, Right to Vote 2. Elections at different levels 3. The Election Commission of India, State Election Commission 4. Political Parties, By-elections-mid-term elections, Election code 5. Conduct of Elections and election process	1. Collect data of 2019 General Elections. 2. Collect data of political parties and their symbols.	Conduct model elections		https://eci.gov.in/

Week(s)	Unit / Lesson	Learning outcome(s)	Activities by			References	
			Teacher	Student		Physical	Digital
				Individual	Group		
			6. Discussion on the challenges in conducting a free and fair poll				
18-19	13. The Indian Constitution (150-160 Pages)	The students will be able to ... <ul style="list-style-type: none"> • learn how the Indian Constitution has been written. • understand the management of the Constituent Assembly of India and the intentions and guarantees of the Constitution. • recognise the importance of the ideals in the preamble to the Constitution. 	1. Introduction 2. Making of the Indian Constitution 3. The Constituent Assembly 4. Preamble of the Constitution 5. The system of Government		Display the preamble to the Constitution of India in class room.	Text Book Copy of Constitution of India	https://diksha.gov.in/play/collection/do_312531110711533568112401?contentId=do_312531056393183232110479
19-20	14. Parliament & Central Government (161-172 Pages)	The students will be able to ... <ul style="list-style-type: none"> • analyse the role of Parliament in public administration. • know how the members of Lok Sabha and Rajya Sabha are being elected. 	1. Role of the Parliament 2. The Houses of Parliament 3. Elections	1. Collection of data of Presidents, Prime Ministers of India	Conduct mock parliament.	Text Book	https://diksha.gov.in/play/collection/do_312531110711533568112401?contentId=do_312

Week(s)	Unit / Lesson	Learning outcome(s)	Activities by			References	
			Teacher	Student		Physical	Digital
				Individual	Group		
		<ul style="list-style-type: none"> • recognise the differences in the powers of Lok Sabha and Rajya Sabha. • understand the powers of the President, Vice President and Prime Minister and council of ministers. 	to Lok Sabha 4. The First Elections to Lok Sabha, Discussion on challenges in conducting free and fair elections 5. Powers of The President and the Vice-	2. Watching the proceedings of the Parliament sessions on youtube.			531056427745280211357 https://parliamentofindia.nic.in/
21	18. Rights Approach to Development (204-210 Pages)	The students will be able to ... <ul style="list-style-type: none"> • raise awareness on Human Rights. • recognise the need of Information. • understand RTI Act and its components. • know that Rights are useful for increasing standard of living. 	1. The Idea of Human Rights 2. Need for information to fight corruption 3. Provisions under RTI 4. Rights approach to	Discussion on the importance of RTE to children.		Text Book	https://diksha.gov.in/play/collection/do_312531110711533568112401?contentId=do_312531056564338688211368

Week(s)	Unit / Lesson	Learning outcome(s)	Activities by			References	
			Teacher	Student		Physical	Digital
				Individual	Group		
			improve living conditions 5. Right of Children to Free and Compulsory Education (RTE) Act 2009				
22-23	19. Social and Religious Reform Movements (211-222 Pages)	The students will be able to ... • know about the different social evils in ancient India and the reformers who tried to weed out. • know the status of women in earlier Indian society. • appreciate the reformers who worked for the women empowerment. • appreciate Ambedkar for his contribution to Indian society.	1. Introduction Christian Missionaries & Oriental Scholars 2. Brahmo Samaj and Religious Movements of Bengal 3. Arya Samaj in Punjab, Reforms and Education among Muslims	Discussion on the present day customs and orthodox practices		Text Book Life stories of Social reformers	https://diksha.gov.in/play/collection/do_312531110711533568112401?contentId=do_312531056597508096211372

Week(s)	Unit / Lesson	Learning outcome(s)	Activities by			References	
			Teacher	Student		Physical	Digital
				Individual	Group		
			4. Social Reforms and Women 5. Social Reforms and Caste System 6. Dr. B.R. Ambedkar				
24	20. Understanding Secularism (223-226 Pages)	The students will be able to ... • raise awareness on Secularism. • understand how secularism is being practiced in India. • know about secularism in America.	1. Introduction 2. What is Secularism? 3. What is Indian Secularism			Text Book	
25	24. Disaster Management (254-261 Pages)	The students will be able to ... • raise awareness on Tsunami and how to protect themselves from it. • understand drought and cope up with drought. • develop sensitivity towards environment.	1. Introduction Types of Disasters, What is Disaster management 2. Tsunami 3. Drought	Watch videos of Tsunami real videos on youtube		Text Book	https://diksha.gov.in/play/collection/do_312531110711533568112401?contentId=do_312531056817348608110512

Week(s)	Unit / Lesson	Learning outcome(s)	Activities by			References	
			Teacher	Student		Physical	Digital
				Individual	Group		
26-27	4. The Polar Regions (40-48 Pages)	The students will be able to ... <ul style="list-style-type: none"> • know about the location of Polar Region. • understand the different seasons of Polar Region. • compare and contrast the life style of the people of Polar Region and of themselves. 	1. Where is the Polar Region? Seasons in the Tundra, Vegetation 2. The People: Eskimos, Group Life, Hunting and Fishing 3. Food, Shelter, Clothing and Crafts, Religious Beliefs, Recreation 4. Contacts with the Outside World.	Watch videos on Diksha		Text Book	https://www.youtube.com/watch?v=exdLrWJlcAs
27-28	8. Impact of Technology on Livelihoods (90-100 Pages)	The students will be able to ... <ul style="list-style-type: none"> • raise awareness of changes in technology. • recognize the revolutionary technological changes that have taken place in agricultural sector. 	1. Changes in Technology 2. Technological changes in Agriculture	Watch videos on Diksha		Text Book	https://diksha.gov.in/play/collection/do_312531110711533568112401?contentId=do_312531055947243520211333

Week(s)	Unit / Lesson	Learning outcome(s)	Activities by			References	
			Teacher	Student		Physical	Digital
				Individual	Group		
		<ul style="list-style-type: none"> • gain an understanding of the changes that have taken place in industrial sector. • gain comprehensive knowledge of technology development in the service sector. 	3. Technology and Industry 4. Technological changes in service sector				
	15. Law and Justice and a case study (173-184 Pages) (Option)	The students will be able to ... <ul style="list-style-type: none"> • know how to make complain in police station. • understand the division of powers into Legislative, Executive and Judiciary. • gain awareness on the role of Police in arrest of a person. • know the importance of witnesses in a case. • know how to appeal in High Court. 	1. A Dispute over property 2. Role of the Police in investigation and arrest 3. Civil and Criminal offences-classification with examples 4. Bail 5. Fair Trial 6. Appellate system, The High Court	Watch videos on Diksha	Invite a lawyer or a Sub Inspector to class and know about the procedure of investigation and trial in court	Text Book	https://diksha.gov.in/play/collection/do_312531110711533568112401?contentId=do_312531056463855616110483

Week(s)	Unit / Lesson	Learning outcome(s)	Activities by			References	
			Teacher	Student		Physical	Digital
				Individual	Group		
	17. Understanding Poverty (192-203 Pages) (Option)	The students will be able to ... <ul style="list-style-type: none"> study himself the distress in rural areas. will know, chronic hunger as poverty. recognise causes for poverty. know importance of MNREGA. raise awareness on the Right to Life. 	1. Distress in rural areas 2. Poverty as chronic hunger 3. Why poverty? How can it be eliminated? 4. Agriculture-source of livelihood, other livelihood options, MNREGA 5. Discussion on Access to affordable food-PDS 6. Social Audit in A.P. 7. Discussion on 'The Right to Life'-BPL and MDM	Calculate Body Mass Index of their parents and other elders.	Visiting any one of the work place that is being undertaken under MNREGA	Text Book	https://diksha.gov.in/play/collection/do_312531110711533568112401?contentId=do_312531056521830400110489

Week(s)	Unit / Lesson	Learning outcome(s)	Activities by			References	
			Teacher	Student		Physical	Digital
				Individual	Group		
	6. Minerals and Mining (63-76 Pages) (Option)	The students will be able to ... <ul style="list-style-type: none"> get knowledge of different minerals and their uses. differentiate renewable and non-renewable minerals. find and locate the extent of minerals in Andhra Pradesh map. understand how the minerals are being extracted from earth. 	1. Minerals in our houses, Renewable and non-renewable resources 2. Mineral Resources of Andhra Pradesh, Mining the Minerals 3. To whom do the Minerals belong 4. Singareni Coalfields (SCCL) 5. Mangampeta Barytes open pit mines	Collecting of some raw minerals, which are available at their location		Text Book	https://diksha.gov.in/play/collection/do_312531110711533568112401?contentId=do_312531055811862528211325 https://diksha.gov.in/play/collection/do_312531110711533568112401?contentId=do_312531055800107008211324
29-31		Revision					

Week(s)	Unit / Lesson	Learning outcome(s)	Activities by			References	
			Teacher	Student		Physical	Digital
				Individual	Group		
1-4	Rediness Programme						
5	1. Our Earth	The students will be able to ... • explain the origin of the Universe and the internal structure of the Earth. • understand and differentiate latitudes and longitudes.	1. Our Universe, the Sun and the Earth and Earth as a Planetary Body 2. The evolution of the Earth 3. Internal Structure of the Earth 4. Movements of the Earth's crust 5. The Earth's Grid System- 6. Latitudes and Longitudes. 7. Longitudes-The question of time	Activity from page 7 Activity from Page 8 Activity from Page 12 Activity from Page 15	Study of world map which contains Time Zones from Page no.13 Project-Study of Globe Making models of interior of the Earth Drawing of latitudes and longitudes on charts etc.	TV, Radio, Android phone and Internet data	https://youtu.be/FJD-pQXtCCg Diksha videos You tube videos Google search

Week(s)	Unit / Lesson	Learning outcome(s)	Activities by			References	
			Teacher	Student		Physical	Digital
				Individual	Group		
6	2. The Natural Realms of the Earth	The students will be able to ... • classify the realms of the Earth. • identify the similarities and differences between erosion, weathering etc.,	1. Introduction 2. Lithosphere-Landforms 3. The Jigsaw Puzzle and the Moving Plates 4. Sea floor spreading 5. Slow and sudden movements 6. External Process	1. Project work given in text book page no.26. 2. Making models of various shapes formed by the work of water, air etc., with thermocol, black clay etc.,	1. Study of world map which contains Time Zones from Page no.13 2. Project-Study of Globe 3. Making models of interior of the Earth 4. Drawing of latitudes and longitudes on charts etc.	TV, Radio, Android phone and Internet data	Diksha videos You tube videos Google search https://youtu.be/VzS4Ierlx9Y https://youtu.be/ThWdyUbXU8
7	12. Changing cultural traditions in Europe 1300-	The students will be able to ... • explain the differences and similarities between Humanism and Realism. • identify the changes occurred in Europe by the invention of Printing Machine.	1. The medieval world in Europe 2. Renaissance 3. Revival of Indian cities 4. Humanism	1. Collect pictures of renaissance artists and prepare an album 2. Study the various ways of	1. Project work on Oceans as resources 2. Chart preparation on Hydrological cycle	TV, Radio, Android phone and Internet data	Watch this video on the changes of Europe in medieval period- https://youtu.be/XTV203Gu8_o

Week(s)	Unit / Lesson	Learning outcome(s)	Activities by			References	
			Teacher	Student		Physical	Digital
				Individual	Group		
			and uni-versities-Realism 5.Architec-ture-Printing press 6. A new concept of human beings 7.aspirations of woman 8.Reforma-tions. Beginning of the Modern Science	Impact of printing machine on present day world.			2.Youtube videos Diksha videos You tube videos Google search
8	3. Hydro-sphere	The students will be able to ... • find the reasons of salinity and why the oceans are saline. • classify the types of rainfall by their occurrence.	1. Hydrological cycle 2. Oceans 3. Salinity of the oceans 4. Ocean temperature 5. Ocean as a resource	1. Collect information from newspapers regarding cyclones etc.,		TV, Radio, Android phone and Internet data	https://youtu.be/wPfHBxY8WOs https://youtu.be/864HL7Zb9gw Diksha videos You tube videos Google search

Week(s)	Unit / Lesson	Learning outcome(s)	Activities by			References	
			Teacher	Student		Physical	Digital
				Individual	Group		
9-10	4.Atmo-sphere	The students will be able to ... • identify the layers prevailed in Atmosphere • differentiate weather and climate	1. Introduc-tion and structure of Atmo-sphere 2. Pressure belts and planetary winds 3. Classifica-tion of winds 4. Weather and climate Humidity and Pre-cipitation, Condensa-tion 5. Forms of Precipita-tion	1. Use Globe and identify the direc-tions of various winds 2. Record rainfall and tempera-ture of 10 days daily in a month and write your analy-sis on it.	1. Project work on Layers of Atmo-sphere 2. Chart drawing on pressure belts 3. Diagrams on various forms of precipita-tion	TV, Radio, Android phone and Internet data	1. You tube videos 2. Power Point Presentations https://youtu.be/Z4g7SBaKSNU https://youtu.be/oRRCOe6k5_M Diksha videos You tube videos
11-12	13.Demo-cratic and Nationalist Revolutions: 17 th & 18 th centuries	The students will be able to ... • find the reasons for England revolution • identify the various stages in French revolution	1. England - the glorious revolution 2. American Independence 3. French Revolution	1. Prepare a project on a person who impressed you most in	1. Project work on Layers of Atmo-sphere	TV, Radio, Android phone and Internet data	More informa-tion about American Revolution-watch the video-

Week(s)	Unit / Lesson	Learning outcome(s)	Activities by			References	
			Teacher	Student		Physical	Digital
				Individual	Group		
			4. A growing middle class: Envisages an end to privileges 5. France becomes a Constitutional Monarchy 6. The Reign of terror 7. A Directory rule in France 8. Women and French Revolution	American and French revolution.	2. Chart drawing on pressure belts 3. Diagrams on various forms of precipitation		https://youtu.be/diOTAE-sNa4 More Information about French Revolution-watch the video- https://youtu.be/R1_Km4TYBy0 Diksha videos You tube videos Google search
13	5.Biosphere	The students will be able to ... • classify the forests and give examples to the trees grown in various types of forests	1.Introduction 2.Natural Vegetation 3. Grasslands 4.Human society and environment 5. Industries- Pollutants & Effluents.	1. Use Globe and Identify the location of various forests. 2. Visit nearby Industry and try to check the effluents	1. Project work on Layers of Atmosphere 2. Chart drawing on pressure belts	TV, Radio, Android phone and Internet data	https://youtu.be/sghCdrIV-Jg https://youtu.be/sghCdrIV-Jg Diksha videos Youtube videos Google search

Week(s)	Unit / Lesson	Learning outcome(s)	Activities by			References	
			Teacher	Student		Physical	Digital
				Individual	Group		
			6. Depletion of Resources	disposed by that industry. Prepare a report on it.	3. Diagrams on various forms of precipitation		
14	14.Democratic and National Revolutions	The students will be able to ... • understand the process of Unification of Germany and Italy • they can learn more about the local movements	1. Nationalism-Rise in European states 2. Kingdoms of Europe-Liberal Nationalism 3. A new conservatism after 1815-The Romanticism and National Feeling 4. Hunger, Hardship and Popular Revolt 5. The revolts: 1830 and 1848,	Compare the map of Europe in 19th century and today.		TV, Radio, Android phone and Internet data	Diksha videos You tube videos Google search

Week(s)	Unit / Lesson	Learning outcome(s)	Activities by			References	
			Teacher	Student		Physical	Digital
				Individual	Group		
			Revolts of 1848 6. Germany- can the army be the Architect of a Nation 7. Unification of Italy				
17	18. Impact of Colonialism in India	The students will be able to ... • understand the impact of colonial rule in Asian countries • know why the people revolted against Britishers.	1. How forests were used Before British Rule. 2. How forests were used during British Rule 3. Adivasi Revolts 4. The British Government's Industrial Policy 5. Labourers in Indian Industry	Write a report on forests in colonial rule and before colonial rule. Include present scenario also.		TV, Radio, Android phone and Internet data	https://youtu.be/c5vzZsTE1xU https://youtu.be/PvKJYLxQMv6 Diksha videos You tube videos Google search

Week(s)	Unit / Lesson	Learning outcome(s)	Activities by			References	
			Teacher	Student		Physical	Digital
				Individual	Group		
18	6. Agriculture in India	The students will be able to ... • classify the crop seasons and types of crops. • give examples to food crops and commercial crops	1. Types of farming 2. Cropping seasons- Major crops 3. Food crops and Non-food crops 4. Importance of Agriculture 5. Second phase(1966-1990)- Green revolution and its spread 6. The effects of Green Revolution 7. Third Phase (1990s to the present) -Post reform Agriculture	1. Collect various crop items and distinguish them as food and non-food crops. 2. Prepare a chart on cropping seasons	Team visit to nearby fields and find the type of soils, crop they are sowing etc.	TV, Radio, Android phone and Internet data	https://youtu.be/3968vG2yujY https://youtu.be/bDUIYEcyAJE Diksha videos You tube videos Google search

Week(s)	Unit / Lesson	Learning outcome(s)	Activities by			References	
			Teacher	Student		Physical	Digital
				Individual	Group		
19	20. Democracy- An evolving Idea	The students will be able to ... • know the importance of democracy. • Identify the factors that lead to success of democracy in a country	1. Democracy means responsible Governments 2. Democracy - Majoritarian Vs Inclusive 3. Dignity and freedom of the citizens	Prepare a project work on election procedure and why it is important in democratic governments.	Role play to reveal the importance of democracy	TV, Radio, Android phone and Internet data	https://youtu.be/5ZImhnhGd1U https://youtu.be/DuCKDMFyx1g Diksha videos You tube videos Google search
20	7. Industries in India	The students will be able to ... • know about various types of industries and the raw materials used in those industries. • understand the basic infrastructural needs of industries	1. Basic necessities for setting up factories 2. Agro Based Industries- Mineral based Industries 3. Automobile Industry- Information Technology Part- II. Government and	Prepare a chart on types of industries and the raw materials used by them for the production	Visit any near by industry and see the process of production	TV, Radio, Android phone and Internet data	https://youtu.be/KZ3twRV54-g https://youtu.be/eal1NRdbN6Y Diksha videos You tube videos Google search

Week(s)	Unit / Lesson	Learning outcome(s)	Activities by			References	
			Teacher	Student		Physical	Digital
				Individual	Group		
			Industrial development- The early years Impact of Industrialization policies				
21	21. Human Rights and Fundamental Rights	The students will be able to ... • understand the importance of human rights • identify the difference between fundamental rights and fundamental duties	1. What are the rights? - Fundamental Rights in Indian Constitution 2. Right to Equality 3. Right to Freedom 4. Right against Exploitation 5. Right to Freedom of religion 6. Right to Education and Culture	Prepare a chart with the description of fundamental rights	Conduct a Role play which shows the importance of fundamental rights	TV, Radio, Android phone and Internet data	https://youtu.be/nWum5jMcRO https://youtu.be/Bho33o88S50 Diksha videos You tube videos Google search

Week(s)	Unit / Lesson	Learning outcome(s)	Activities by			References	
			Teacher	Student		Physical	Digital
				Individual	Group		
			7.Right to Constitutional Remedies 8.Human Rights Commission				
22	8. Service Activities in India	The students will be able to ... • understand the definition of service sector. • identify the sectors which comes under service sector	1. What is a service activity? 2. Importance of the service sector and some challenges 3. Desired service today	Prepare a poster about service activities		TV, Radio, Android phone and Internet data	https://youtu.be/mlOpzkFyZgg https://youtu.be/aLR8jztrvzQ Diksha videos You tube videos Google search
23	22. Women Protection Acts	The students will be able to ... • know about women protection acts. • understand the children rights and the acts that protect them.	1. Introduction and children Rights 2. Prohibition of child marriage Act	1. Prepare a poster on the importance of child rights 2. Write your views in a paragraph on women protection acts.		TV, Radio, Android phone and Internet data	https://youtu.be/Qxhon4_f4VY https://youtu.be/DerC_Ubow18 Diksha videos Youtube videos Google search

Week(s)	Unit / Lesson	Learning outcome(s)	Activities by			References	
			Teacher	Student		Physical	Digital
				Individual	Group		
			3. The Dowry Prohibition Act, 1961 4. The Protection of Women from Domestic Violence				
24	15. Industrialization and social change	The students will be able to ... • find the reasons why the lives changed in Britain in 16th century • understand the impact of Industrialization in Germany and France	1. Introduction 2. Why Britain changed Lives 3. Industrialization of Germany and France	Write an essay on the consequences of industrial revolution	Conduct a Role play on the changes occurred in the people of Britain after industrial revolution.	TV, Radio, Android phone and Internet data	https://youtu.be/pOlpLBIZZY0 https://youtu.be/hQJlhr1S5c8 Diksha videos You tube videos Google search

Week(s)	Unit / Lesson	Learning outcome(s)	Activities by			References	
			Teacher	Student		Physical	Digital
				Individual	Group		
25	10.Prices and cost of Living	The students will be able to ... • explain how the increase of prices affects the standard of living. • understand various reasons behind the hike of price	1. Family Budget 2. How changes in prices affect family budget? 3. How inflation is measured? 4. How to construct a CPI 5. Role of Government in regulating Prices	Collect information about NAFED.	Conduct a survey and Prepare a note on inflation and its effects on common man	TV, Radio, Android phone and Internet data	https://youtu.be/tfs6ECFMV7o https://youtu.be/UbkeVr6izS8 Diksha videos You tube videos Google search
26	16.Social Protest Movements	The students will be able to ... • differentiate Luddism and Socialism. • understand the role of women in social protest movements	1. Introduction Early workers movements in England Luddism, Socialism, Womens Movement.	Interview your elders about the movements happened near you and prepare a report		TV, Radio, Android phone and Internet data	https://youtu.be/CwLYgyphZ60 https://youtu.be/LKMxPlvCaSI Diksha videos You tube videos Google search

Week(s)	Unit / Lesson	Learning outcome(s)	Activities by			References	
			Teacher	Student		Physical	Digital
				Individual	Group		
27	19. Expansion of Democracy	The students will be able to ... • understand the changes occurred in Libya. • understand the movement in Myanmar strived for Democracy	1. Introduction- Libya- Change in Libya 2. Myanmar 3. Some features of Democracy and Dictatorship	Collect information on the present day situation in Myanmar.	Role play on the biography of Aaungsan Suki	TV, Radio, Android phone and Internet data	https://youtu.be/T_AQ9RZehR4 https://youtu.be/kfNganUwgA8 Diksha videos You tube videos Google search
28	23.Disaster management	The students will be able to ... • understand how to behave in the critical situations. • understand the process how to manage disasters	1. Human Induced Disaster 2. Accident-related disasters 3. The threat of Terrorism	Project work on disaster management	Conduct a mock drill on the behaviour when disasters occurred	TV, Radio, Android phone and Internet data	https://youtu.be/Dedp8QCsmwy https://youtu.be/u3nTnpsdvUA Diksha videos You tube videos Google search

Week(s)	Unit / Lesson	Learning outcome(s)	Activities by			References	
			Teacher	Student		Physical	Digital
				Individual	Group		
	24. Traffic Education (Optional)	The students will be able to ... • understand what is traffic • find the reason behind the traffic rules. • know about the driving license, registration etc.	1. What is Traffic and Traffic Education? 2. Traffic Chaos 3. Necessity for Registration	Prepare a note on traffic education.		TV, Radio, Android phone and Internet data	https://youtu.be/oZv-8q_DI74 https://youtu.be/D53M5GQv400 Diksha videos You tube videos Google search
	17. Colonialism in Latin America, Asia and Africa (Optional)	The students will be able to ... • understand the impact of colonialism in Latin America and Asian countries. • understand the circumstances prevailed in colonial period.	1. Expansion of Europe and Early Colonialism 2. European Colonies in America 3. Latin America 4. European Colonization in Asia 5. China 6. Colonialism in Africa	Do a project on the colonial India.	Discuss the impacts of colonialism	TV, Radio, Android phone and Internet data	https://youtu.be/Cgly6Og0n24 https://youtu.be/yDWPI3ZD7g0 Diksha videos You tube videos Google search

Week(s)	Unit / Lesson	Learning outcome(s)	Activities by			References	
			Teacher	Student		Physical	Digital
				Individual	Group		
	9. Credit in the financial system (Optional)	The students will be able to ... • know the importance of credit in agriculture, industries and in service sector. • explain the profit and loss of using credit.	1. Bank deposits as Money 2. Loan activities of banks 3. Two different Credit Scenarios 4. Terms of Credit 5. Formal & Informal sources of Credit in India 6. Self-help groups for the poor	Interview a self-help group women for the procedure of credits given to them by banks	Visit any nearby farmers credit society to learn more	TV, Radio, Android phone and Internet data	https://youtu.be/Skw2bm_RqZg https://youtu.be/ZmgK7HzZb90 Diksha videos You tube videos Google search
	11. The Government Budget and Taxation	The students will be able to ... • understand the need of taxation. • understand the process and importance of taxation. • differentiate various types of taxes	1. Role of the Government 2. Expenditures by the Government 3. Taxes 4. Direct and Indirect Taxes 5. Fairness in Taxation	Prepare a budget plan for a small family	Collect information from your elders about taxes and how they are paying taxes	TV, Radio, Android phone and Internet data	https://youtu.be/pyIIXk2Nfs https://youtu.be/2cWkSk6DdBw Diksha videos You tube videos Google search

Week (s)	Unit/ Lesson	Learning outcome (s)	Activities by			References	
			Teacher	Student		Physical	Digital
				Individual	Group		
1-2	India-Relief features	The students will be able to ... <ul style="list-style-type: none"> understand about the location, physical features ,IST etc.. differentiate east, west coastal plains, ghats. locate & Draw India physical, political maps. discuss the importance of Himalayas; the reason for density of population in plains. explain the ecological importance of islands. 	Introduction Location 1. Geographical background 2. Major relief divisions 3. Map practice	work out the maps on page no:1,3,10 and study them	1. Clay model of India 2. States and capitals map Qno:8 3. Analysis the figures on page no:6, 8, 9	NCERT official YouTube videos watch the videos through DIKSHA and YouTube	India maps (political and physical) World map NCERT class 1-X
3-4	The world between wars(1900-1950) part 1	The students will be able to ... <ul style="list-style-type: none"> understand the concept of age of extremes;Reasons of world War explain the consequences of world War classify the nations in the content of secret alliances *Locate the countries in the world map analyse the timeliness and garphs 	Introduction 1. World wars - ominous facts 2. Causes of the two world wars compared 3. The special context of the second world war	1. Analyse the graph 1,2 and time line 2. Compare and contrast the reasons for world War 1 and 2	1. Discuss the figures in page no:177 2. Analyse the graphs 1,2 time line 3. Prepare posters on consequences of wars	watch the videos through DIKSHA and YouTube	NCERT World map Europe map

Week (s)	Unit/ Lesson	Learning outcome (s)	Activities by			References	
			Teacher	Student		Physical	Digital
				Individual	Group		
4-5	Ideas of development	The students will be able to... <ul style="list-style-type: none"> understand the concept of development goods identify the relation between the IMR, literally NAR and percapita income. analyse the data in the table-3, 4, 5, 6. explain the initiative of the HP in the schooling revolution. 	Introduction 1. What development promises-different goals 2. How to compare different countries or states 3. Development as progress over time	1. Prepare the poster on the education initiatives of our state. 2. Collect the information of N.I, P.I of present year.	Collect info of any 10 states as per table 4 analyse the data.	Watch the videos through DIKSHA and YouTube	Economics data of recent times
6-7	The world between wars (1900-1950) part 2	The students will be able to... <ul style="list-style-type: none"> explain the reasons and consequences of socialist revolution in Russia. analyse the time lines and understand the concepts in sequential order. discuss the situations of the great depression and comment on its consequences. explain the factors for the growth of Nazism in Germany and its role in the second world war. 	Introduction 1. Russian socialist revolution, 2. The great depression. 3. Rise of Nazism in Germany	1. Analyse the timeline. 2. Practise the map 198 and study it.	1. Collect the info about socialism. 2. Prepare a self made atlas about the countries in the lesson	Watch the videos through DIKSHA and YouTube Search in Google for more information	World map, NCERT Books

Week (s)	Unit/ Lesson	Learning outcome (s)	Activities by			References	
			Teacher	Student		Physical	Digital
				Individual	Group		
8-9	Production and employment	The students will be able to... <ul style="list-style-type: none"> • classify the economic sectors and their activities. • explain the concepts of GDP. • differentiate final and initial goods. 	Introduction 1. Sectors of economy. 2. Gross domestic product. 3. Changes in the importance of sectors. 4. Value of goods and service produced and employment of people. 5. How to create better conditions of employment	1. Workout the table (pg.no 28,29). 2. Analyse the bar graphs pie graphs and tables	1. Collect the relevant data of the sectors for this year. 2. Discuss the employment issues and collect information from your Neighbourhood	Watch the videos through DIKSHA and YouTube Search in Google for more information	Employment data Sheet

Week (s)	Unit/ Lesson	Learning outcome (s)	Activities by			References	
			Teacher	Student		Physical	Digital
				Individual	Group		
10-11	Climate of India	The students will be able to... <ul style="list-style-type: none"> • understand The concepts of climate and weather. • explain the factors of influencing climate and weather. 	Introduction 1. Climate and weather factors influencing climate and weather. 2. Seasons. 3. Global warming and climate change 4. Impact of climate change in India.	Discuss the Graphs and tables in the chapter	Collect information about one week Temperature from different sources	Watch the videos through DIKSHA and YouTube Search in Google for more information	Weather reports
12-13	National Movement in India-Partition and Independence-1939-47	The students will be able to... <ul style="list-style-type: none"> • understand the situations in British India and the intension of British during war. • analyse the development in muslim league emergence and expansion in politics. • discuss the role of INA & Subhash Chandra Bose in freedom movement. 	1. Should the War be supported by Indians? 1939-42 2. Who represents the people of the country? 3. The Hindu Mahasabha and the RSS	1. Collect information about freedom struggle during II war, 2. Prepare an essay on Netaji, Gandhi and Patel.	Collect information on integration of princely states and the reasons and consequences of partition of India	Watch the videos through DIKSHA and YouTube	Books from library, NCERT, Videos on Freedom movement

Week (s)	Unit/ Lesson	Learning outcome (s)	Activities by			References	
			Teacher	Student		Physical	Digital
				Individual	Group		
		<ul style="list-style-type: none"> understand the British congress negotiations for transfer of power. discuss the reasons and consequences of partition of India. explain the need of integration of prince states and role of Sardar Vallabhai Patel in this context. 	4. The "Pakistani" Resolution 5. Who Will Make the British Quit India? 6. The popular Upsurge - 1946-48, 7. Muslim League and Congress - negotiation for transfer of power, 8. Partition and migrations, 9. Integration of States.	3. Collect the pictures of leaders in freedom movement.			
14	Indian Rivers and Water Resources	The students will be able to... <ul style="list-style-type: none"> differentiate between Himalayan & peninsular rivers. locate rivers and their course. explain water use from different source. 	1. The Himalayan Rivers, 2. The Peninsular Rivers, Water use, 3. Water use in the Tunga-	1. Locate the Rivers, 2. Prepare a table showing the details of River System in India,	Collect more examples like Hiware Bazar, Prepare poster on Rational Use of Water, Visit website APWALTA	Watch the videos through DIKSHA and YouTube Search in Google for more information	India Physical map

Week (s)	Unit/ Lesson	Learning outcome (s)	Activities by			References	
			Teacher	Student		Physical	Digital
				Individual	Group		
		<ul style="list-style-type: none"> differentiate in flow & out flow of water. understand the usage of water source in Hiware bazar. discuss on water as common pool of resources. understand about APWALTA. understand the challenge in distribution of Tungabhadra water. 	bhadra river basin. 4. Rational and equitable Use of water - an example, 5. Water as common pool resource.	3. Suggest measures for water conservation, 4. Express your views on water as common pool resource.			
17-18	Making of Independent India's Constitution	The students will be able to... <ul style="list-style-type: none"> compare the Preambles of Nepal, Japan and India. explain the set up of Constituent Assembly and its efforts in making the Constitution differentiate between the Parliamentary system and the Presidential system; Indian President and British Queen: Unitary and Federal features of Constitution. understand the debates on the Fundamental Rights 	1. Revisiting Indian Constitution, 2. Reading debates, 3. The making of Indian Constitution, 4. Reading Constituent Assembly Debates, 5. Examples of critiquing in CA debates,	1. Discuss the graph-1 (Page-240), 2. Tabulise the Unitary, Federal characteristic of Constitution, 3. Collect information about division of powers.	Prepare a poster on ideals discussed in the Preamble, Prepare an essay with details of any 5 important provisions of social engineering.	Watch the videos through DIKSHA and YouTube Search in Google for more information	Constitution model copy, Preamble chart

Week (s)	Unit/ Lesson	Learning outcome (s)	Activities by			References	
			Teacher	Student		Physical	Digital
				Individual	Group		
		<ul style="list-style-type: none"> explain the provisions in the Constitution for social engineering. appreciate the efforts of Constitution makers. 	6. Example of debate on Fundamental Rights, 7. Constitution and 'social engineering', 8. The Constitution Today				
19-20	The People	The students will be able to... <ul style="list-style-type: none"> understand the concept of census and its importance. participate in sample survey. understand the concepts in censuses. explain the concept Sex ratio and its impact in society. discuss literacy rate ; types of working population. explain the reasons and consequences of population change. identify the relationship between fertility rate and growth of population. study the population maps 	Introduction, 1. What does the census show? 2. Literacy Rates, 3. Changing population size, 4. Population density.	1. Analyse the graph 1,2,3,4 and tables, 2. Study the population maps, 3. Write an essay on problems of over population	1. Conduct census survey and consolidate the data. 2. Write an essay on population growth and its consequences.	Watch the videos through DIKSHA and YouTube Search in Google for more information	Census data, News papers, Data published by Govt and related concepts.

Week (s)	Unit/ Lesson	Learning outcome (s)	Activities by			References	
			Teacher	Student		Physical	Digital
				Individual	Group		
21-22	Independent India- (The first 30 years-1947-77)	The students will be able to... <ul style="list-style-type: none"> understand the situations of early independence. explain about the first general election; one party dominance. discuss the demand for State reorganisation. analyse foreign policy; Anti-hindi agitation. understand the reasons for the rise of regional aspirations. explain the situations during emergency and its impact. analyse the measures for Socio economic change 	Introduction, 1. First General Elections, 2. One Party Dominance in Political System, 3. Demand for State Reorganisation, 4. Social and Economic Change, 5. Foreign Policy and Wars, 6. The Succession, Anti-Hindi Agitation, Green revolution, 7. Rise of Regional parties and Regional movements,	1. Study the Pie graphs 2. Identify the reasons for Regional aspirations, 3. Out line socio-Economic changes during this period	Discuss the policies of govt in promoting socialisation, Collect information about formation of SRC and States.	Watch the videos through DIKSHA and YouTube Search in Google for more information	Constitution model copy, Preamble chart

Week (s)	Unit/ Lesson	Learning outcome (s)	Activities by			References	
			Teacher	Student		Physical	Digital
			8. Bangladesh War, The left turn 9. Emergency.				
23-24	Globalization	The students will be able to... • understand the concept of Globalisation. • explain the flows of economic change. • discuss the factors that enable MNCs to establish and analyse their role in economy. • analyse the factors that enable globalization. • discuss the impact of globalisation in India and its consequences. • explain the role of WTO & IMF.	Introduction, 1. Production across the countries. 2. Factories that have enabled Globalisation. 3. WTO. 4. Impacts of Globalisation in India. 5. World bank- IMF	1. Understand the Culture and Comment 2. Collect the list of MNC & categorise them into India and International	1. Collect various articles about Globalisation 2. Discuss the situations of small manufacturers in Globalisation	Watch the videos through DIKSHA and YouTube	News articles and editorials, International Journals
25-26	Emerging Political Trends- 1977-2000	The students will be able to... • understand the topics mentioned in timeline. • discuss the consequences of Emergency.	1. Introduction. Return of democracy after an emergency. 2. Emergence of National	1. Prepare notes for time line. 2. Discuss about TDP and NTR.	Collect information about the list of parties and importance of their rule in India	Watch the videos through DIKSHA & YouTube search in Google for more information	Symbols of different political parties

Week (s)	Unit/ Lesson	Learning outcome (s)	Activities by			References	
			Teacher	Student		Physical	Digital
		• explain the importance of 1977 elections in Indian politics. • discuss the situations in AP, Assam and Punjab. • explain the new initiatives in administration. • discuss the trends in political concerns and its importance. • explain the concept and need of communication.	aspiration. - AP - Assam movement - The Punjab agitation. 3. Rise of communication and corruption. 4. Era of coalition governments. 5. Political concerns in the last decade of the 20th century.				
27	Food Security	The students will be able to... • discuss the need of food security and food security act-2013. • understand the concepts of food grain production and its availability • discuss the importance of PDS in India	Introduction 1. Availability of food grains. 2. Access to food. 3. PDS. 4. Nutrition status.	1. Study the graphs in team 2. Know about food and Nutrients 3. Discuss the role of Anganwadi	1. Prepare poster on food security. 2. Prepare a project on MDM in your school & Suggest measures to implements.	Watch the videos through DIKSHA and YouTube Search in Google for more information	NCERT books, Health bulletins, News journals

Week (s)	Unit/ Lesson	Learning outcome (s)	Activities by			References	
			Teacher	Student		Physical	Digital
				Individual	Group		
		<ul style="list-style-type: none"> understand the Nutrition status in India explain the need of MDM and suggest measures to improve it. 		in promoting nutrition.			
28	Post war World and India	The students will be able to... <ul style="list-style-type: none"> understand the concepts of cold war and its impact. discuss the aftermath of World war-II, explain the concept of UNO and its role, explain NAM and West Asian Conflicts, understand the concept of nationalism in middle east. explain India's foreign policies and its relations with neighboring countries, analyse the graphs and Maps. 	1. Aftermath of world war-2. 2. UNO. 3. The two camps and the cold war. 4. Non-Alignment movement. 5. West asian conflicts. 6. Peace movements; collapse of USSR and end of the cold war. 7. India and its neighbours.	1. Study the maps & graphs. 2. Discuss India's foreign policy.	Collect information about India's relations with China, Sri Lanka, Pakistan and Bangladesh	Watch the videos through DIKSHA & YouTube Search in Google for more information	World map

Week (s)	Unit/ Lesson	Learning outcome (s)	Activities by			References	
			Teacher	Student		Physical	Digital
				Individual	Group		
	Sustainable development with equity (Optional)	The students will be able to... <ul style="list-style-type: none"> analyse the Graphs. understand the Concepts of Sustainable development. discuss the concepts of development and Environment with examples. 	1. Looking at development again. 2. Environment and development. 3. People's rights over the environment. 4. Towards sustainable development with equity.	1. Analyze the Graphs 2. Discuss on people rights over environment.	Discuss on Bavamahalia's letter in the context of environment.	Watch the videos through DIKSHA and YouTube Search in Google for more information	News journals, Library books
	People and Settlement (Optional)	The students will be able to... <ul style="list-style-type: none"> understand the emergence of settlements and how they change. understand the types of settlement. differentiate between site and situation. organize the settlements based on population & features. discuss the hierarchy of Indian settlements. analyze the Urbanization and its consequences. 	1. What is settlement? How did settlements begin? 2. Expansion of agriculture and emergence of towns. 3. Why do settlements change?	1. Study the tables and analyze them, 2. Give examples of Aerotropolis, 3. Discuss the problems of Urbanization.	Tabulate few Indian cities based on hierarchy discussed in Page no 97	Watch the videos through DIKSHA and YouTube Search in Google for more information	Chart showing different Places with settlements

Week (s)	Unit/ Lesson	Learning outcome (s)	Activities by			References	
			Teacher	Student		Physical	Digital
				Individual	Group		
			4. What kind of places attracted settlements. 5. How are settlements organized? 6. Urbanization in India. 7. Indian settlements hierarchy. 8. Aerotropolis. 9. Urbanization problems.				
	People and Migration (Optional)	The students will be able to... <ul style="list-style-type: none"> measures and classify the patterns of Migrations. study/Analyze maps and Graphs. classify the types of migration. discuss the reasons and consequences of migration. 	1. Ramaiah - a migrant teacher. 2. Measure & classify. 3. Classify migration patterns.	1. Discuss Reasons for migration, 2. Impact of migration both on family and economy	Study maps in page no 104, 105 Study the problems of migrants, Explain your views on forced Migration	Watch the videos through DIKSHA and YouTube Search in Google for more information	Charts showing Migration

Week (s)	Unit/ Lesson	Learning outcome (s)	Activities by			References	
			Teacher	Student		Physical	Digital
				Individual	Group		
		<ul style="list-style-type: none"> explain the impact of migration on migrants and economy. explain impact of International migration. 	4. Rural-urban migration. 5. Seasonal & Temporary migration. 6. What happens when people migrate. 7. International migration.				
	Social Movements in our times (Optional)	The students will be able to... <ul style="list-style-type: none"> understand the concepts of Civil rights movements and Human rights movements. explain Anti-nuclear and Anti-War movements. analyze the environmental movements. discuss environmental movements and Social justice and Human rights. 	1. Civil rights & other movements of 1960s. 2. Globalisation, marginalised people 3. Environmental movements. 4. Green peace movement in Europe.	1. Write an essay on environmental movements in India. 2. Discuss the role of women in Meira Paibi, Narmada Bachao andolan.	Prepare a poster on Liquor ban in AP Work on the task on page no 310	Watch the videos through DIKSHA and YouTube Search in Google for more information	News journals, Social media.






Week(s)	Unit/ Lesson	Learning outcome(s)	Activities by			References	
			Teacher	Student		Physical	Digital
				Individual	Group		
			5. Bhopal gas disaster. 6. Environmental movements. 7. Social justice & Human Rights. 8. Social mobilisation on Human rights.				
	National Liberation movements in colonies (Optional)	The students will be able to... <ul style="list-style-type: none"> • read map related to colonization, • discuss the situations in China • explain the political changes in China, • compare the impact of colonial rule in Vietnam, India, Nigeria, • understand the efforts of Vietnam and Nigeria in liberation from colonial rule, • analyse the oil & environmental aspects in Nigeria. 	Introduction. 1. China-two different phases. 2. Vietnam - Against two colonizers. 3. Nigeria - forming unity against the colonizers.	1. Locate the countries in world map, 2. Civilizing mission, 3. Pan Africanism	Comparative study of the countries with respect of Indian struggle against colonial rule.	Watch the videos through DIKSHA and YouTube Search in Google for more information	NECRT Books

Week(s)	Unit/ Lesson	Learning outcome(s)	Activities by			References	
			Teacher	Student		Physical	Digital
				Individual	Group		
	Rampur- A Village Economy (Optional)	The students will be able to... <ul style="list-style-type: none"> • understand the concept of Village economy, • study & Analyze the graphs & table, • explain land distribution and types of farmers, • explain the factors of production, • differentiate between physical and working capital, Discuss the non-farming activities of Rampur 	1. The story of Rampur village. 2. Land & other resources. 3. Organisation of production. 4. Non-Farming Activities in Rampur.	Study & Analyze the concepts & tables	Workout on table in Page No:128	watch the videos through DIKSHA and YouTube Search in Google for more information	Case studies
	Citizens and Government (Optional)	The students will be able to... <ul style="list-style-type: none"> • understand the concept of RTI, • explain procedure to get information under RTI, • explain the concepts of Legal services Authority Act, • discuss its importance and objections • explain the concept of free legal aid. 	Part-1 1. Right to information. -what is information. -who is responsible. -Exemptions for disclosure. -people & RTI.	Why do we need RTI act : Discuss, What is the importance of Legal services Authority Act: Discuss	Visit a nearby Lokadalat or invite persons related to it to know more details of LokAdalats	Watch the videos through DIKSHA and YouTube Search in Google for more information	RTI model Chart Judicial hierarchy chart

Class:10

Lesson-wise Plan -2021-22

Subject: Social Studies

Week (s)	Unit/ Lesson	Learning outcome (s)	Activities by			References	
			 Teacher	Student		 Physical	 Digital
				 Individual	 Group		
			Part-2 2. Legal services Authority -Introduction. -Objects of L.S.A. -Functions of L.S.A. -Who are entitled to get benefits under L.S.A. -Whom to approach and how. -Entertainment of disputes and benefits of lokAdalat.				
29	--	Revision	--	--	--	--	--